

MA60UB

Mini Mixer Amplifier with USB, FM & Bluetooth



Description

This device is a 60W mini mixer amplifier with USB, FM and Bluetooth, which supports 100V/70V constant voltage output and 4-16Ω constant resistance output. It holds a variety of audio sources, including 2 microphone inputs, 2 auxiliary inputs, 1 FM input, 1 Bluetooth input, and 1 USB input.

Features

- With 2 MIC IN, 2 AUX IN, FM input, Bluetooth input, and USB input.
- With 1 short circuit mute control.
- With microphone mute function for easy insertion of priority broadcasting.
- With 100V/70V constant voltage output and 4-16Ω constant resistance output.

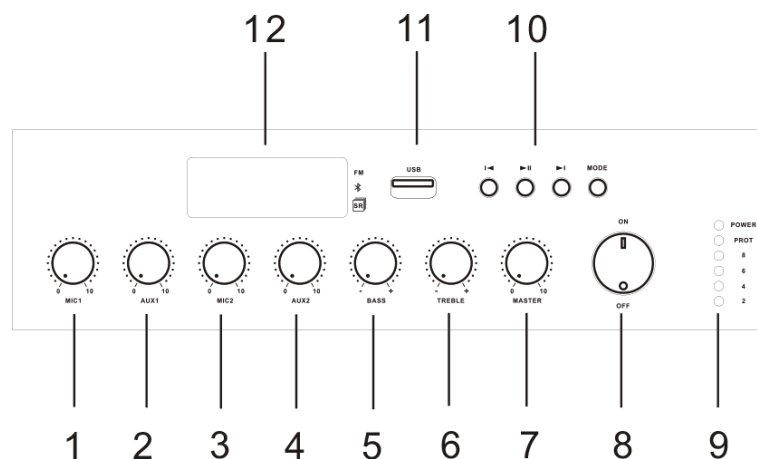
Specifications

Model	MA60UB
Rated Power	60W
Output Interface	Barrier Terminal Block
AUX IN Sensitivity	350MV
MIC IN Sensitivity	9MV
S/N Ratio	≥75dB
Tone Control	Treble: ±9dB Bass: ±9dB
Frequency Response	80Hz-15kHz (±1dB)

Distortion	<0.1%@1KHZ
Operating Power	AC220-240V/50-60Hz
Protection	Load short circuit, power on/off
Power Consumption	10W
Machine Dimensions	(L×W×H)250×230×72
Package Dimensions	(L×W×H)310×290×130
Gross Weight	3.25Kg
Net Weight	2.6Kg

Front / Rear Panel

Front Panel



1. MIC1 Volume Control
2. AUX1 Volume Control
3. MIC2 Volume Control
4. AUX2 Volume Control
5. Bass Gain Control
6. Treble Gain Control
7. Master Volume Control
8. Power Switch
9. Level Indicator
10. Button Functions

MODE: Switch to USB input or Bluetooth input.

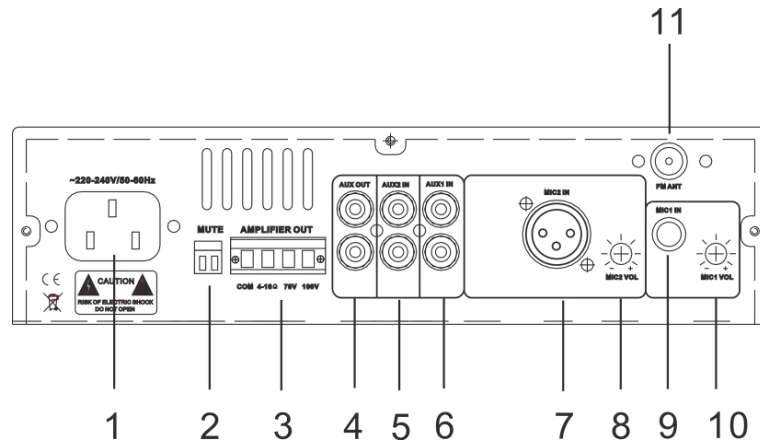
|◀: Play the previous song; press and hold the button to turn down the volume.

▶||: Play/Pause.

▶|: Play the next song; press and hold the button to turn up the volume.

11. USB Input
12. MP3 Display Screen

Rear Panel



1. AC Power IN, with the input voltage of AC220V-240V/50-60Hz
2. Mute Connector, which can be input with a short circuit signal to mute the machine.
3. Speaker Connector: 4-16Ω, 70V, 100V
4. AUX OUT
5. AUX2 IN
6. AUX1 IN

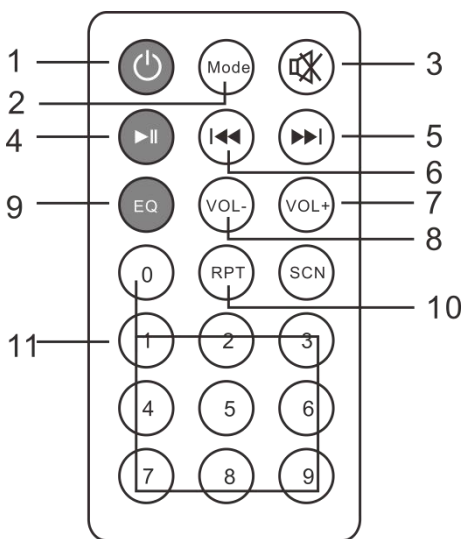
The input port has mute priority function, with the priority over MIC2, AUX2, MP3 & Bluetooth, synchronized with MIC1.

7. MIC2 IN
8. MIC2 Volume Control Potentiometer
9. MIC1 IN

The input port has mute priority function, with the priority over MIC2, AUX2, MP3 & Bluetooth, synchronized with AUX1.

10. MIC1 Volume Control Potentiometer
11. FM Antenna Connector
Connect an external antenna.

Remote Controller



1. Power Switch (MP3/BT)
2. Mode Button: Switch between MP3 and BT.
3. Mute Button: Press the button to mute MP3 or BT.
4. Play/Pause Button
5. Previous Song
6. Next Song
7. VOL. +
8. VOL. -
9. EQ: Used to call the stored sound modes.
10. RPT: Switch to single cycle.
11. 0-9 Numeric Buttons: Play the tracks by pressing these serial numbers.