

Version	Wall - 120 cm - Inox - 800 m3/h
Design	Falmec Lab
Collection	Silence - NRS

TECHNICAL FEATURES

Materials/Finishes	Scotch brite stainless steel (AISI 304)
Materials/Finishes	Tempered glass with steel finishing
Technology	NRS technology for a quieter kitchen
Control	Touch control
Function	
Lighting	Dynamic Light (2700K - 5600K) Dimmable lighting Neon 1x28 W
Filters	Metallic grease filter, removable and washable Carbon.Zeo Microtech regenerable filter (optional)
Dimensions	120 cm
Minimum Electric hob distance	52 cm
Minimum Gas hob distance	65 cm
Notes	Availability Carbon.Zeo filter KACL.1039 for hoods produced from Sept. 2024



Photograph is for information purposes only. May not correspond to the selected version

CONNECTION AND CONSUMPTION FUNCTIONS

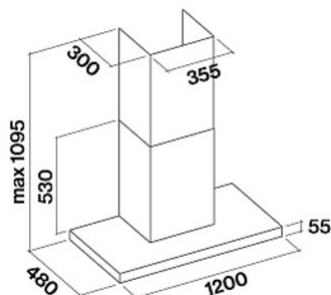
Maximum consumption	320 W
Voltage/Frequency	220-240V 50-60Hz
Plug	Shuko

MOTOR

Motor	800 m ³ /h
Maximum capacity	610 m ³ /h I.E.C.61591
Maximum sound level	46 dB (A)re1pW I.E.C. 60704-2-13
Energy class	B

WEIGHTS AND VOLUMES

Gross weight	48 kg
Net weight	41 kg
Volume	0.65 m ³
Packaging dimensions	L 1330 x H 677 x P 725 mm



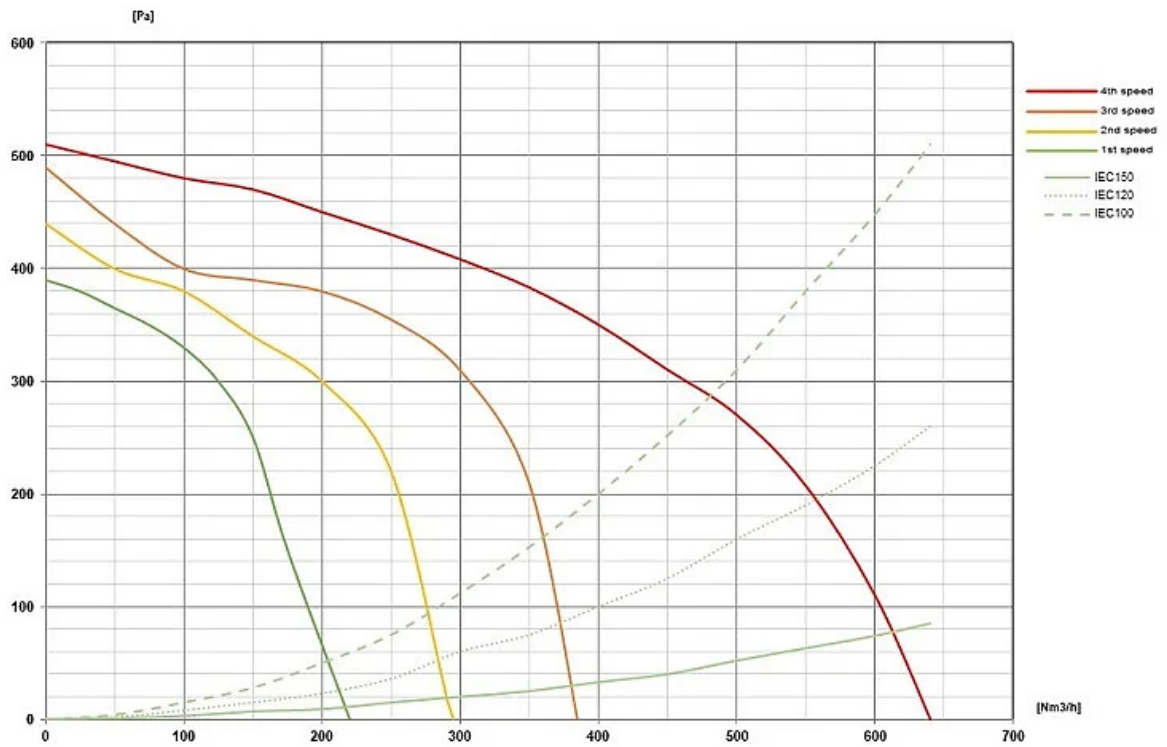
Optional accessories


Code	Description
KACL.1039	Carbon.Zeo Microtech regenerable filter
KACL.570#I	Extension chimney H700 Wall - Inox
KACL.571#I	Extension chimney H960 Wall - Inox
KACL.400	Silent / Conveyer NRS
KACL.815	Protective cleaning cloths for stainless steel (box 10 pcs)

ENGINE SPECIFICATIONS

Motor speed	1	2	3	4
Noise dB(A) re1pW I.E.C. 60704-2-13	37	41	46	54,5
Capacity	220	290	375	610
Maximum pressure (Pa)	390	440	490	510
Motor power (W)	130	150	178	224
Air outlet	150	150	150	150

FLOW RATE / PRESSURE





PF		
S	Falmecc Lab	
M	Wall - 120 cm - Inox - 800 m3/h	
AEC	68.30	kWh/a
EEC	B	
FDE	28.90	
FDEC	A	
LE	12.60	
LEC	D	
GFE	53	
GFEC	F	
Qmin	220	m ³ /h
Qmax	375	m ³ /h
Qboost	610	m ³ /h
SPEmin	37	dBa
SPEmax	46	dBa
SPEboost	54	dBa
PO	0	W
PS	0.48	W
PI		
F	1.00	
EEL	66.40	
Qbep	369	m ³ /h
Pbep	369	Pa
Qboost	610	m ³ /h
Wbep	131	W
WL	28.00	W
Emiddle	353	lux
Lwa-SPEmax	46	dBa

PF_Scheda prodotto conforme a 65/2014 S_Supplier name / M_Model identification / AEC_Annual Energy Consumption (AEC hood) / EEC_Energy Efficiency class / FDE_Fluid Dynamic Efficiency (FDE hood) / FDEC_Fluid Dynamic Efficiency class / LE_Lighting Efficiency (LE hood) / LEC_Lighting Efficiency class / GFE_Grease Filtering Efficiency / GFEC_Grease Filtering Efficiency class / Qmin_Air flow (in m³/h) at min speed in normal use / Qmax_Air flow (in m³/h) at max speed in normal use / Qboost_Air flow (in m³/h) at intensive or boost setting (max air-flow) / SPEmin_Airborne acoustical A-weighted sound power emissions at min speed in normal use / SPEmax_Airborne acoustical A-weighted sound power emissions at max speed in normal use / SPEboost_Airborne acoustical A-weighted sound power emissions (in dB) at intensive or boost setting / P0_Power consumption in off mode (Po) / Ps_Power consumption in stand by mode (Ps).

PI_Additional information according to 66/2014 Calculation methods: EN 61591:2020 F_Time increase factor / EEL_Energy Efficiency Index / Qbep_Measured air flow rate at best efficiency point / Pbep_Measured air pressure at best efficiency point / Qboost_Maximum air flow / Wbep_Measured electric power input at best efficiency point / WL_Nominal power of the lighting system / Emiddle_Average illumination of the lighting system on the cooking surface / Lwa=SPEmax_Sound pressure level at the highest speed.